



Document Type



Details



Parties



Determination



Documentation



Confirm



Payment Details




Complete

The **Payment Details** page displays an **Assessment Summary** for your document and **Payment Options**. This screen will vary slightly depending on whether you are paying for a document that has been submitted for an assessment by the Commissioner of State Taxation or a self-determination document.

Self-determination



For self-determination you are required to authorise payment from your nominated bank account or alternatively make payment via BPAY.

1. The **Assessment Summary** section includes the **Assessment Amount**, **LTO Fees**, **Payments Received**, and **Amount Payable**

Assessment Summary	
Assessment Amount (\$):	4,656.77
LTO Fees:	
Payments Received (\$):	0.00
Amount Payable (\$):	4,656.77 

2. The Payment Options section includes details for making payment by **Electronic Payment Authority** or by BPAY
 - a. Electronic Payment Authority

A default bank account may already be selected (as previously nominated).


Electronic Payment Authority	
	Please Note: Funds will not be debited until you click Complete/Pay on the next screen
Account to be debited for this transaction	
Use Default Account:	<input checked="" type="checkbox"/>
Select an account:	TestAcc 


If you have multiple accounts nominated for use, you may uncheck the **Use Default Account** to select an alternative account.

b. BPAY

Payment by BPAY can be made using the supplied Biller Code and Reference Number. Note that the reference number will match the document ID.

BPAY



 If payment is made in full by BPAY, the document will update to COMPLETE once BPAY payment is received

Biller Code: 949529

Ref.: :123456789

Telephone & Internet Banking - BPAY®
 Contact your bank or financial institution to make this payment from your cheque, savings, debit or transaction account. More info: www.bpay.com.au

Once the BPAY payment has been received by RevenueSA for the full stamp duty liability the document will be updated to Complete and the Certificate of Stamp Duty available.

RevenueSA provides 3 business days from an eConveyance document being settled until payment received. Failure to pay within this timeframe will result in the document becoming overdue and locking your account until actioned.

Documents submitted for an assessment by the Commissioner

- The **Assessment Summary** section includes the **Assessment Amount**, **LTO Fees**, **Payments Received**, **Amount Payable**, **Due Date** and also a link to your **Notice of Assessment**.

Assessment Summary	
Assessment Amount (\$):	21,330.00
LTO Fees:
Payments Received (\$):	0.00
Amount Payable (\$):	21,330.00
Due Date:	17/06/2018
Notice of Assessment:	Assessment_20180427093742.pdf

- There are a number of payment options available for documents that have been submitted for an assessment by the Commissioner and these are displayed in the **Payment Options** section. The preferred payment method is **Electronic Payment Authority**. In this method you select a (previously) nominated account for RevenueSA to debit for the transaction. Using this method will allow you to immediately proceed to complete your document.

Electronic Payment Authority

Use Default Account:

Select an account:

[Pay NOW using Selected Account](#)

Your default bank account will be displayed, check that it is the appropriate account for your payment. If you have multiple accounts, you can select a different account from the drop down list.

- Once you have selected an account for the payment, click on the **Pay NOW using Selected Account** button to authorise the payment.

You can then click the [Next](#) button proceed to the **Complete** page.

- Alternatively, you can elect to pay via **BPAY** or **cheque**. If you are paying via one of these methods you will need to wait until the payment has been processed before you can generate the Certificate of Stamp Duty and complete your document.