



- 1  
Document Type
- 2  
Details
- 3  
Parties
- 4  
Determination
- 5  
Documentation
- 6  
Confirm
- 7  
Payment Details
- 8  
**Complete**

The **Complete** page is where you can access the Document ID and complete the document.

Stamp Duty Details

Document Id:		
Dutiable Value (\$):	1,500,000	(i)
Stamp Duty (\$):	76,330.00	
LTO Fees:		
Interest (\$):	0.00	(i)
Penalty (\$):	0.00	(i)
Foreign Ownership Surcharge (\$):	0.00	(i)

### Document ID & Certificate of Stamp Duty

You can now print a PDF Certificate of Stamp Duty. You are required to write the Document ID on the physical document. From 1 July 2019, you are not required to manually stamp the document.

Stamp Duty Details

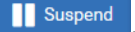
Document Id:		
No. Copies:	0	
Dutiable Value (\$):	500,000	(i)
Stamp Duty (\$):	21,330.00	
LTO Fees:		
Interest (\$):	0.00	(i)
Penalty (\$):	0.00	(i)
Foreign Ownership Surcharge (\$):	0.00	(i)

[Print Certificate of Stamp Duty](#)

**(i)** Your document has been confirmed and your Certificate of Stamp Duty can now be printed. A copy of this certificate should be retained with the instrument as evidence of Stamp Duty and is required to be presented to the Land Services (for registerable documents).  
To return and pay later select Suspend or to make payment now select Complete/Pay.

|| Suspend
✕ Void
← Back
✓ Complete/Pay
🖨️ Print Summary

## Suspend


This option is available on Self Determinations only. If you are not yet ready to authorise payment of this document you can elect to  Suspend.

**Suspend** will save the document in a **Confirmed** status, accessible from your **In Progress** menu.

At a later date, for example post settlement and once funds are cleared, you can return to a suspended document to complete and authorise payment.

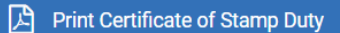
A document can remain confirmed/suspended for a period of 9 calendar days from the date of confirmation. After 9 days the document will become overdue.

## Complete Opinion

Clicking the  Complete/Pay button will finalise a document, changing the status to **Complete** and moving the document from the **In Progress** menu to the **All** menu.

## Print Certificate of Stamp Duty

Once a document is completed you may choose to print a PDF summary of your document.

To do so click the  Print Certificate of Stamp Duty button.