



Once a new registration has been commenced in RevenueSA Online, you will have 28 days to complete the process. After this time, the registration will expire and you will need to start a registration (from the beginning).

Continue Saved Registration

1. To continue, you will need to log into RevenueSA using your existing username and password that was set at the time when the registration was started.




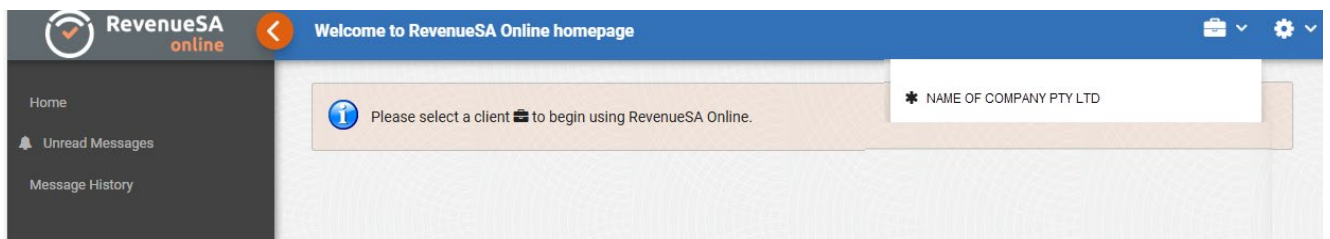
Please sign in

Username

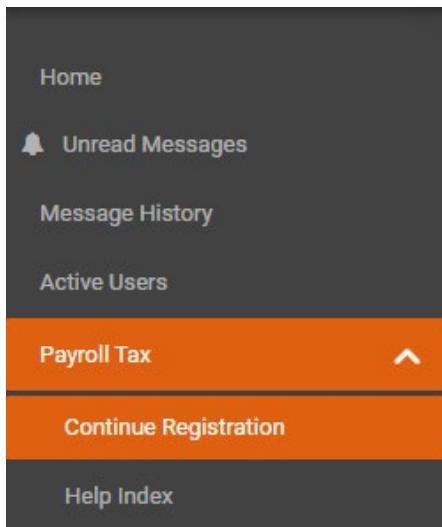
Password

Remember Me [Reset your password](#)

2. From the menu at the top of the screen, select the **briefcase icon**  and select the new entity name



3. From the Payroll Tax menu on the left, select the option **Continue Registration**.



4. You will then be able to continue the registration from where you left off. Please note that you will need to work through each screen until the registration is submitted to RevenueSA.

